

# Getting the Most Out of PeopleSoft PeopleTools

## Tips and Techniques

Jim Marion, CPA.CITP  
Principal Instructor  
JSMPROS INC  
info@jsmpros.com

ORACLE®

Gold  
Partner

# About your Presenter

- PeopleSoft Experience: 15+ years
  - 5 years as a customer
  - 10 years with Oracle
- Conference presenter: 10+ years
- Author: 3 books
  - PeopleTools
  - Lifecycle Management
  - PeopleSoft Mobile



# jsmpros

**VIRTUAL & ONSITE TRAINING**



**PeopleTools  
Training Led by  
Industry Experts**

**ORACLE**

**Gold  
Partner**



# Agenda

- Fluid Components
- Homepages and Tiles
- Event Mapping
- PeopleCode

# Fluid and Event Mapping

# Custom Actions Hidden in Menu

- A few components have custom actions in the actions menu.  
How is a user to know?
  - Custom icon in action menu

The screenshot shows a web browser window with the URL `hr92u025.example.com:8000/psc/ps/EMPL...`. The page title is "My Team". The user is identified as Betty Locherty, Finance Director. The page has a navigation bar with a custom icon in the actions menu highlighted by an orange circle. Below the navigation bar are tabs for Summary, Performance, Compensation, and Leave Balances. A table lists team members:

Name / Title	Directs / Total	Department / Location	Email / Phone
<b>Cynthia Adams</b> ✓ Corporate Controller	3/3	Corporate Accounting Corporation Headquarters	<a href="#">cynthia.adams...</a> 925/694-7901
<b>Diane Palmer</b> ✓ Administrative Assistant		Corporate Finance Corporation	

# How to: Action Menu Icons CSS

- CSS for styling
- FontAwesome for icons

```
@import url("//maxcdn.bootstrapcdn.com/font-awesome/4.7.0/css/font-awesome.min.css");

.ps_header_button.psc_menu-act .ps-button:after
{
    color: #fff;
    content: "\f1ae";
    font-family: FontAwesome;
    font-size: 1em;
    margin-left: -10px;
    position: absolute;
    top: 2px;
}
```

Note: Don't use a CDN in production

# How to: Action Menu Icons PeopleCode

- App Class for PeopleCode
- Service definition for Event Mapping

```
import PT_RCF:ServiceInterface;

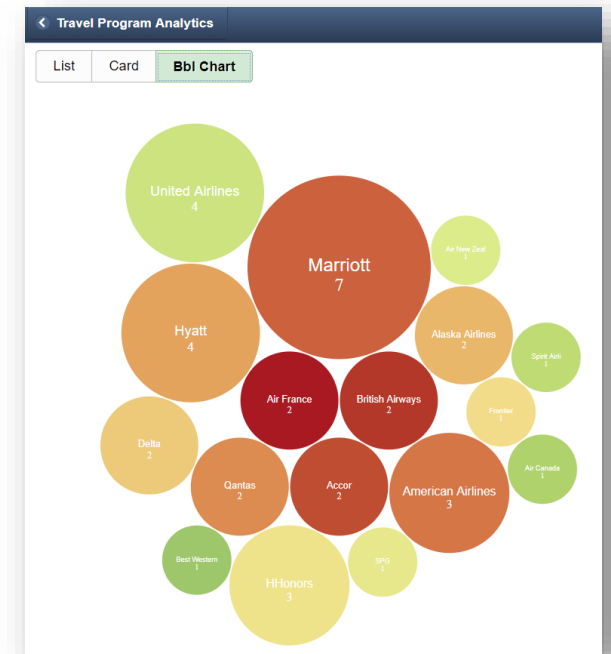
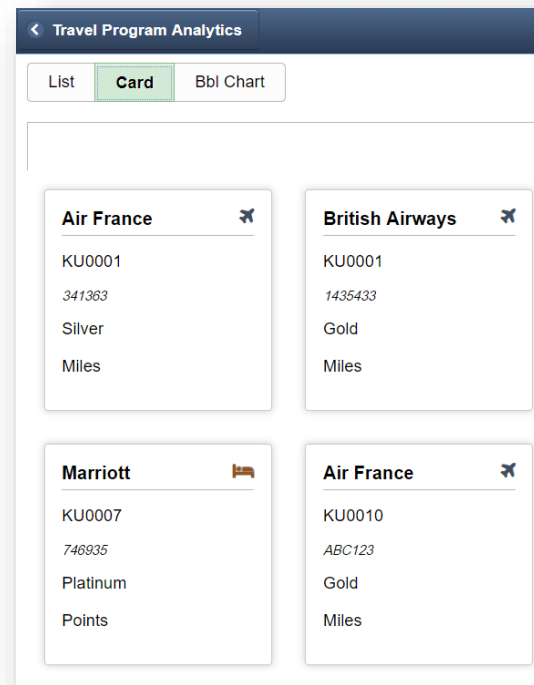
class CustomActionMenu implements
PT_RCF:ServiceInterface
    method execute();
end-class;

method execute
    /+ Extends/implements
PT_RCF:ServiceInterface.execute +/
    AddStyleSheet(<stylesheet>);
end-method;
```




# Grids

- Can do more than *just* render tabular data
  - Div Grid with CSS Styling
  - Data Grid with d3.js JavaScript



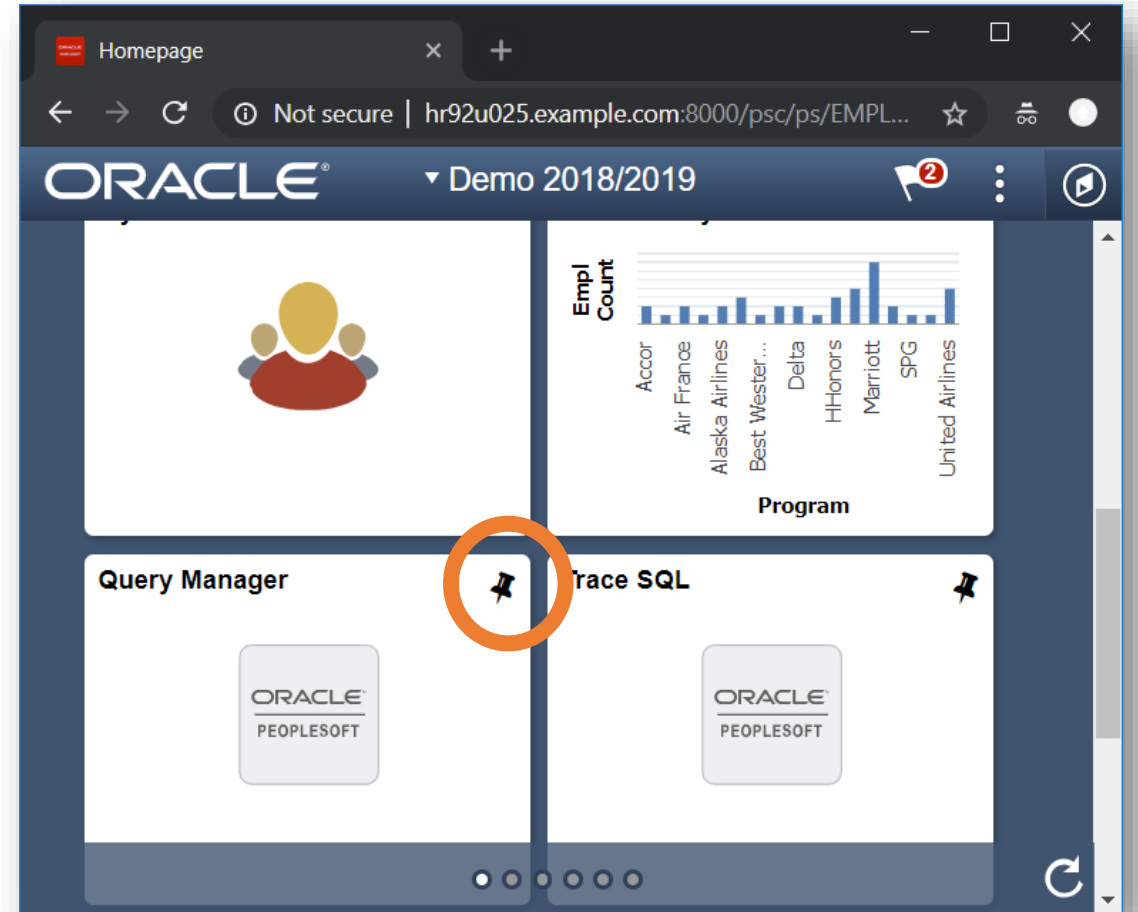
# Homepages Tiles are Rows in a Grid

- Tiles are *just* rows and columns in a grid
  - Hide rows using PeopleCode
  - Re-sort using PeopleCode
- Homepages are *just* components
  - Event Mapping




# Identify “Pinned” Tiles

- Event Mapping PeopleCode to add a style class
- “Pinned” tiles stored by ID in PS\_PT\_PORTAL\_PINTO



# Per-tile Styling

- Event Mapping PeopleCode to add special attributes
- Use JavaScriptEvents field property to create new attributes



# PeopleCode

## Tips and Techniques

# App Class or FUNCLIB?

Stateless procedure  
execution

# App Class or FUNCLIB?

Stateful procedure  
execution

# App Class or FUNCLIB?

Procedure unknown  
at design time

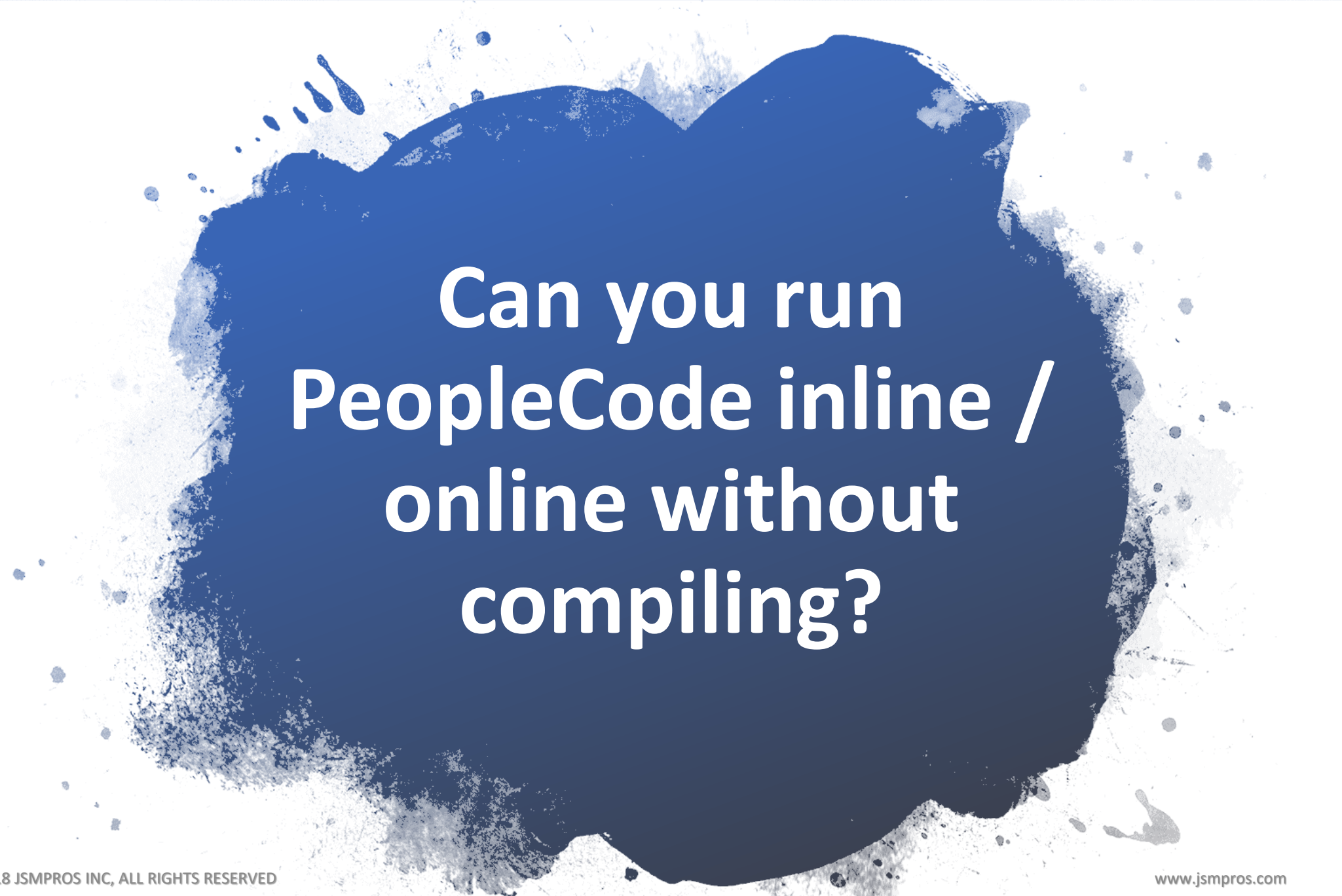


# What is this?





# Is PeopleCode compiled?



**Can you run  
PeopleCode inline /  
online without  
compiling?**



**Does PeopleCode  
have Regular  
Expression support?**





# Do Application Classes have reflection?

# Review the Following Code

```
DERIVED_HR_FL.BTN_SELECT.SetGroupletMOptions("sStyle  
@ps_popup-menu ps_menutype-  
act;sTitle@Options;bAutoClose@1;bMask@1;sMaskStyle@p  
s_masktrans;bVertical@1;bHeader@1;");
```

# How About This?

```
Local JSM_DIALOGS:Parameters:MenuParameters &params =  
create JSM_DIALOGS:Parameters:MenuParameters();  
  
&params.sTitle = "Options";  
&params.bCenter = True;  
&params.bAutoClose = True;  
&params.sStyle = "ps_popup-menu ps_menutype-act";  
&params.bVertical = True;
```

<https://github.com/jsmpros/psdialogparms>

# Reset an Array

```
A. While &array.Len > 0
    &tmp = &array.pop();
End-While;

B. &array.Len = 0

C. &array = CreateArrayRept("", 0);
```



# SQL in PeopleCode

A. `SQLExec("SELECT 'X' FROM PS_TBL WHERE EMPLID =  
'" | &emplid | "'");`

B. `SQLExec("SELECT 'X' FROM PS_TBL WHERE EMPLID =  
:1", &emplid);`

C. `SQLExec(SQL.SELECT_X, &emplid);`

# Meta-SQL

A. `SELECT FL1 || FL2 FROM PS_TBL`

B. `SELECT FL1 %Concat FL2 FROM PS_TBL`

# Q&A

---